

Citroen VD46.13 Wiring

Connection with JTAG Module

Attention

You cannot use OBD Flash files to write into the ECU

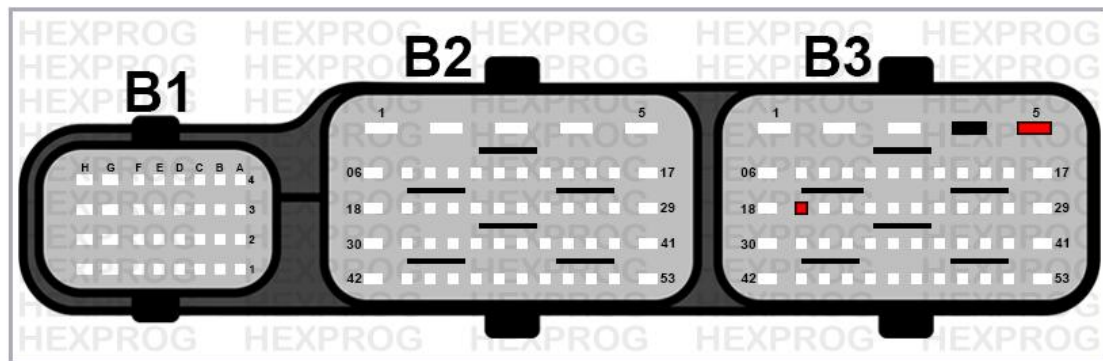


Citroen-VD46.13-Module

You need to open VD46.13 cover to solder JTAG wires in the Ecu PCB.
Please connect as described below

[ATTENTION]

Please use the JTAG Module with the rainbow ribbon for this Ecu.
MPC5XX module is NOT suitable for this wiring!




Pins Description

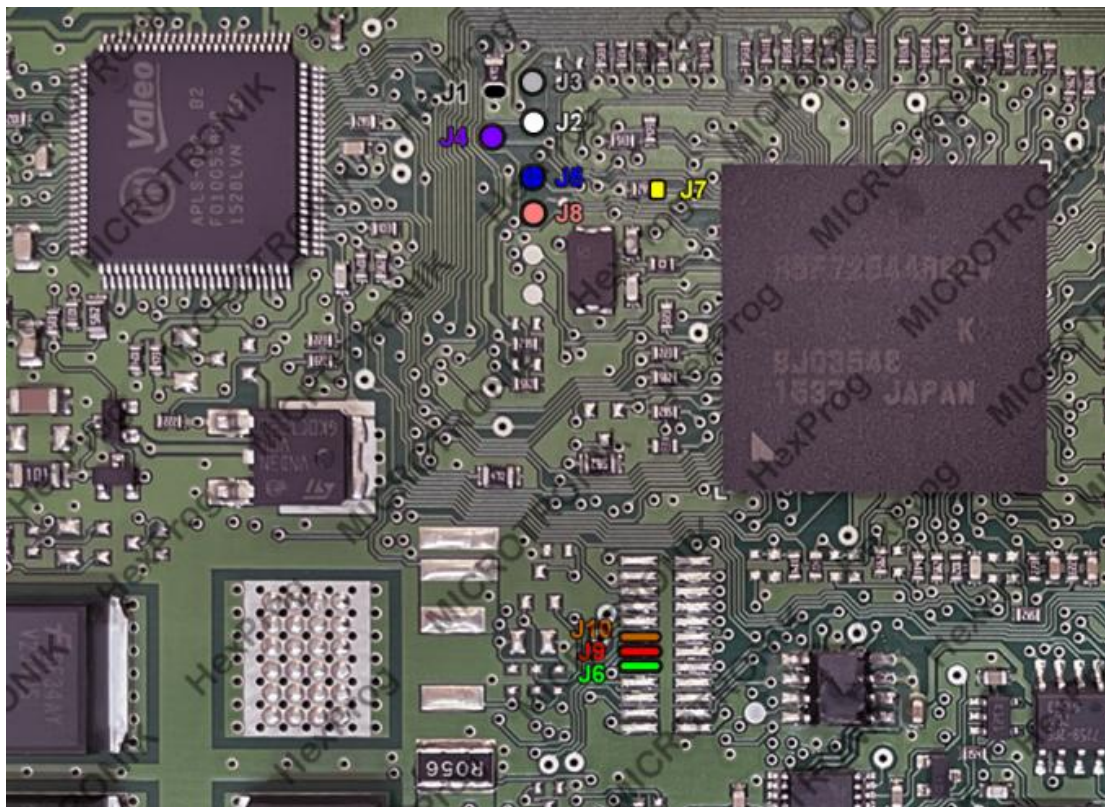
- Block3-Pin 19: Power Supply 12-14V
- Block3-Pin 4: Ground
- Block3-Pin 5: Power Supply 12-14V

Internal Wiring

Connect HexProg signals wires to VD46.13 board as shown below



Citroen-VD46.13-Inside



Citroen-VD46.13-Boot-Location